



The objective of this AIMI survey of maize growers in New Zealand (NZ) was to determine:

- *the size of the 2018 NZ harvest of maize grain and maize silage*
- *the percentage of the 2018 NZ maize harvest which was sold as at June 1, 2018*
- *the sowing intentions for the spring of 2018*

Survey details

The data from 77 NZ survey farms as at June 1, 2018 were scaled up to the national level using the most recent NZ Agricultural Production Statistics (the 2017 NZ Census) for maize grain and maize silage. As with all surveys, there is a margin of error which needs to be considered in relation to this report. These figures reflect the position at the 1st June 2018 and there will have been changes since this time.

Summary - survey on 1st June 2018:

- Average yields of maize grain (12.8 t/ha) and maize silage (20.6 t dry matter (DM)/ha) for the 2018 NZ harvest were up on last season (at 10.0 t/ha and 18.5 t DM/ha respectively). This reflected a good to excellent season and harvest for most growers.
- The NZ maize grain harvest was 95% complete as at June 1, 2018 (as compared to 52% complete at the same time last year), reflecting good harvest conditions in many areas. The estimated total tonnage of 268,500 tonnes (including unharvested grain) was up 53% on last season's harvest tonnage, as a result of a higher yield (27% up) from a higher harvest area (20% up). About 85% of the total crop had been sold, leaving 39,300 tonnes unsold as at June 1, 2018 (as compared to 18,600 tonnes at the same time last year, and 44,900 tonnes and 34,600 tonnes at the same time in the two previous years). Spring 2018 sowing intentions as at June 1, 2018 were very similar to last season (an estimated 1% down).
- The NZ maize silage harvest was 100% complete as at June 1, 2018 on all surveyed farms. The estimated total tonnage of 853,600 tonnes DM was up 12% compared to last season's harvest, as the result of a higher yield (11% up) from an almost identical harvest area (0.3% up). About 59% of the total silage crop had been sold or used, leaving 349,000 tonnes DM unused/ unsold as at June 1, 2018 (as compared to 457,000 tonnes DM at the same time last year, and 365,000 and 458,000 tonnes DM at the same time in the two previous years). Spring 2018 sowing intentions as at June 1, 2018 were slightly up (5% up) on last season.

Table 1. Detailed estimated national figures for the 2018 NZ harvest, plus sold tonnages, for maize grain and maize silage as at June 1, 2018.

Number of farmers in the survey who harvested this crop in 2018	Units	Maize grain	Maize silage
		21	62
2017 harvest			
Estimated NZ total hectares, 2017 harvest	Ha	17,500	41,268
Estimated NZ total tonnes, 2017 harvest	Tonnes	175,600	765,066
2018 harvest			
Estimated NZ total hectares, 2018 harvest	Ha	21,046	41,392
Estimated NZ total tonnes, 2018 harvest	Tonnes	268,460	853,620
Estimated NZ total hectares already harvested by June 1, 2018	Ha	19,891	41,392
Estimated NZ total tonnes already harvested by June 1, 2018	Tonnes	253,815	853,620
Estimated NZ total hectares yet to harvest as at June 1, 2018	Ha	1,156	0
Estimated NZ total tonnes yet to harvest as at June 1, 2018	Tonnes	14,645	0
2018 crop already harvested (by June 1, 2018)			
Sold under pre-harvest contract by June 1, 2018	Tonnes	214,478	328,450
Sold at spot/free price by June 1, 2018	Tonnes	2,532	
Used on own farm (2018 harvested maize only) by June 1, 2018	Tonnes	2,170	176,216
Unsold/ unused stocks on hand (2018 harvest only) on June 1, 2018	Tonnes	34,635	348,954
2018 crop yet to be harvested (as at June 1, 2018)			
Unharvested crop sold under pre-harvest contract by June 1, 2018	Tonnes	9,954	0
Unharvested crop unsold/ unused as at June 1, 2018	Tonnes	4,692	0
Total sales (2018 harvest): includes unharvested grain			
Sold (of total crop) by June 1, 2018 (includes used on farm)	Tonnes	229,133	504,666
Unsold/ unused (of total crop) on June 1, 2018	Tonnes	39,327	348,954
Comparison of hectares and tonnages between last two harvests			
Estimated % change in hectares, 2017 to 2018 harvest	%	20.3	0.3
Estimated % change in tonnes, 2017 to 2018 harvest	%	52.9	11.6
Comparison of yields (tonnes/ ha) between the last two harvests			
NZ-wide yield, 2017 harvest	T/ha	10.0	18.5
NZ-wide yield, 2018 harvest	T/ha	12.8	20.6
Comparison of unsold/ unused tonnages between the last five harvests			
Unsold/ unused (of total crop) on June 1, 2018 (as above)	Tonnes	39,327	348,954
Unsold/ unused at the same time last year (AIMI report, June 1, 2017)	Tonnes	18,636	456,678
Unsold/ unused at same time, previous year (AIMI report, June 1, 2016)	Tonnes	44,883	365,115
Unsold/ unused at same time, year before that (AIMI report, June 1, 2015)	Tonnes	34,645	457,641
Unsold/ unused at same time, year before that (AIMI report, June 1, 2014)	Tonnes	23,869	386,917

Statistics New Zealand is gratefully acknowledged for supplying final 2017 NZ Agricultural Production Census data on total hectares and tonnes for maize grain, and total hectares for maize silage.

Many growers were very happy with the season and harvest conditions, with some saying it was the best year ever. In Table 1 above, the estimated 2018 harvest tonnes of maize grain were 53% up on the 2017 harvest, as a result of two factors: increased harvest hectares (20% up) and increased yield (27% up). For maize silage, harvest tonnes were up 12% on the previous season, with almost no change in harvested hectares (0.3% up) and an 11% higher yield.

Unsold stocks on hand of maize grain (39,300 tonnes), as at 1 June 2018, were up as compared to the average of the previous four seasons (see the last four rows of Table 1). Unsold/ unused maize silage stocks on hand (349,000 tonnes DM) were down as compared to the average of the previous four seasons (see the last four rows of Table 1).

As at 1 June 2018, maize grain sowing intentions (hectares) for 2018/19 were very similar to (1% down on) last season, which was, however, 20% up on the previous season (Table 2). On the survey farms, 19 growers intended growing maize for grain this coming season, as compared to 21 growers this last season (Table 1).

Table 2. NZ maize sowing intentions as at June 1, 2018, in comparison with previous years' estimates.

	Maize grain	Maize silage
	(ha)	(ha)
Number of survey farmers who intend to sow in the 2018/2019 season	19	62
Estimated NZ total hectares, 2017 harvest	17,500	41,268
Estimated NZ total hectares, 2018 harvest	21,046	41,392
Estimated NZ total sowing intentions for 2018/2019 season (for harvest in 2019) (hectares)	20,857	43,400
Estimated % change in sowings, 2017/2018 to 2018/2019 seasons	-0.9	4.9

For maize silage, sowing intentions (hectares) for 2018/19 were slightly up on last season (5% up). On the survey farms, 62 growers intended growing maize for silage this coming season, as compared to the same number (62) of growers this last season (Table 1).

Summary results in June each year

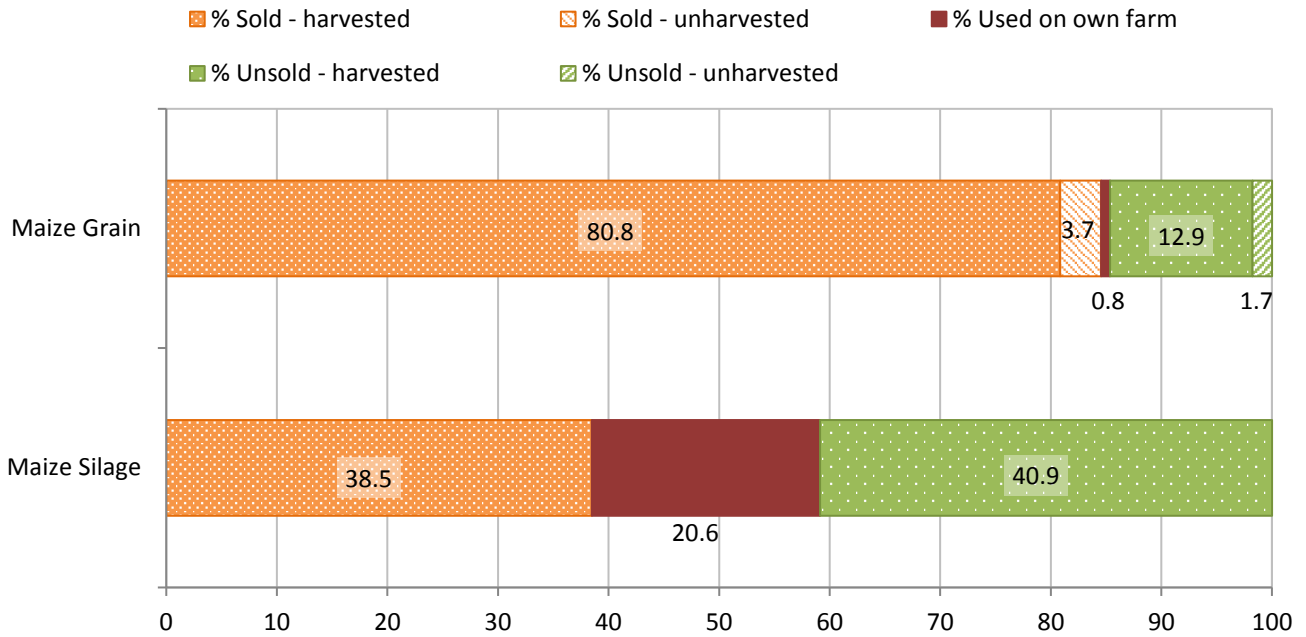


Figure 1. Percentage of maize crop sold, used on own farm and unsold/unused from the 2018 NZ harvest, including unharvested grain, as at June 1, 2018.



Figure 2. NZ harvest tonnages and sales for maize grain by June 1 from 2013 to 2018. Unharvested grain is included. (Data are sourced from annual June AIMI Maize reports.)

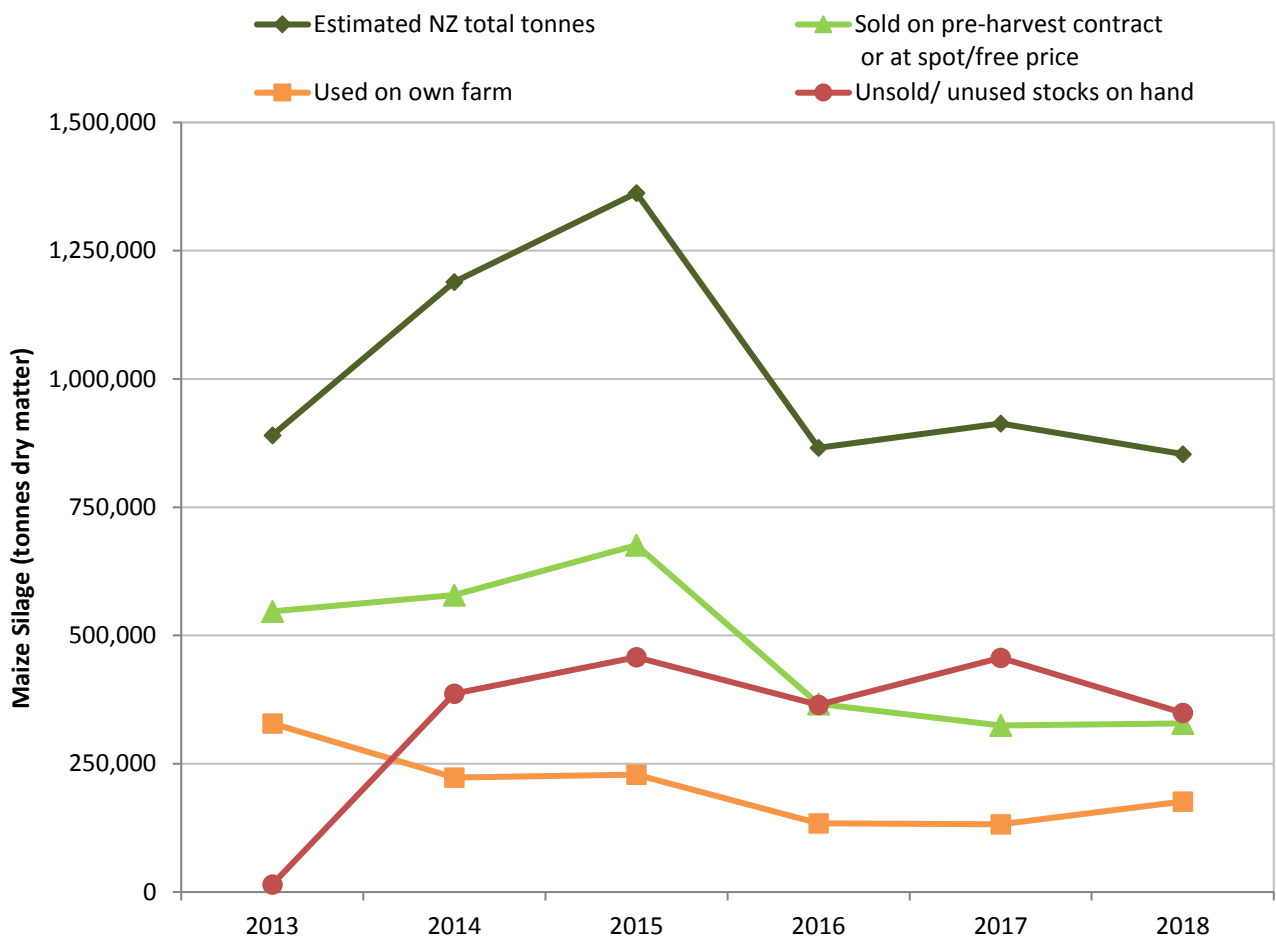


Figure 3. NZ harvest tonnages (dry matter) and sales for maize silage by June 1 from 2013 to 2018. Unharvested grain is included. (Data are sourced from annual June AIMI Maize reports.)

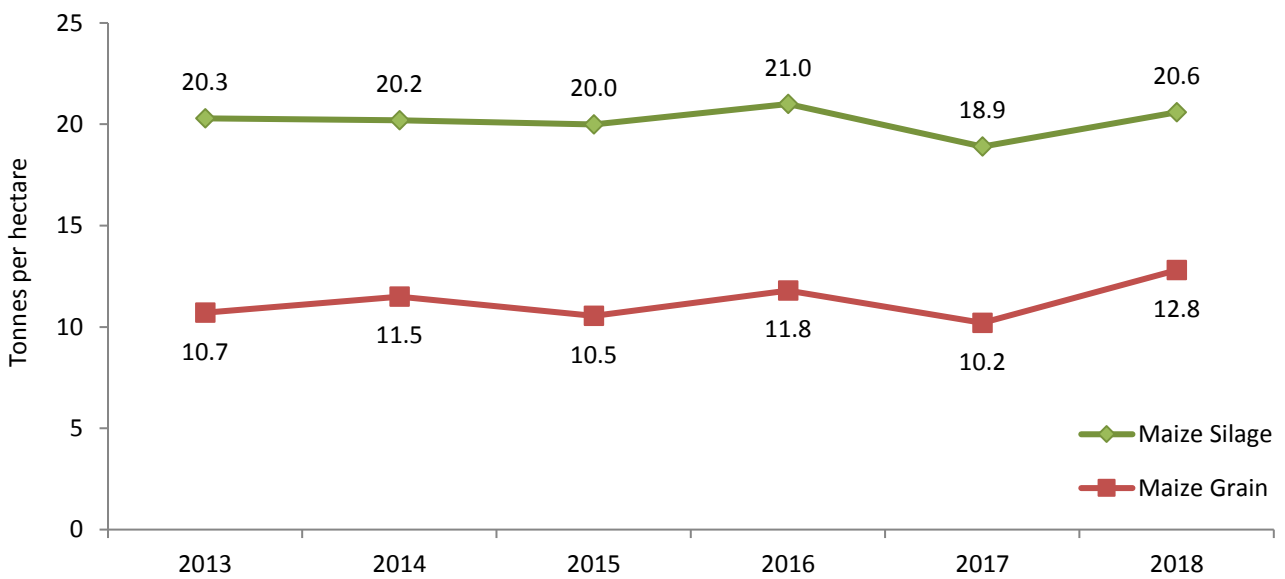


Figure 4. Comparison of estimated NZ-wide yields (tonnes per hectare) from 2013 to 2018. (Data are sourced from annual June AIMI Maize reports.)

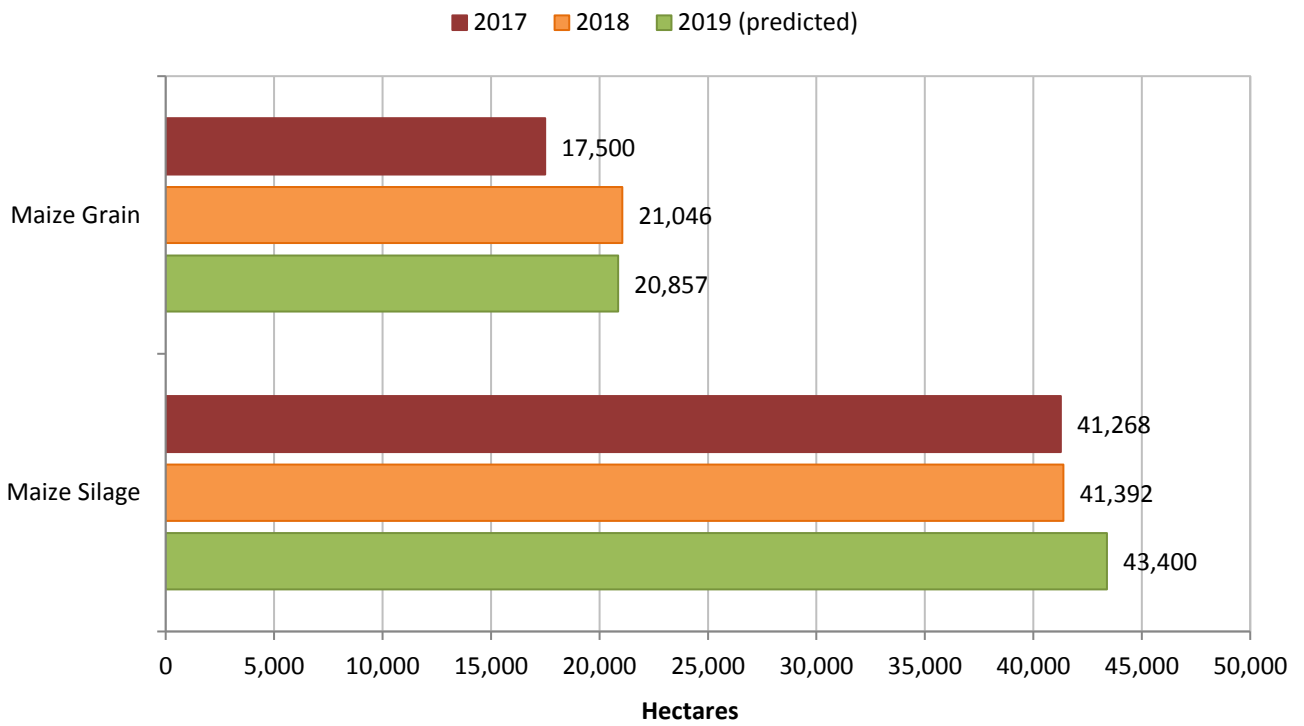


Figure 5. Estimated national NZ hectares of maize grain and maize silage for the 2017, 2018 and predicted 2019 harvests, as at 1 June 2018. This is a precise, matched comparison based upon a common (the current) set of survey respondents.

This report is intended to provide accurate and adequate information relating to the subject matter contained in it. It has been prepared and made available to all persons and entities strictly on the basis that FAR, its researchers and authors are fully excluded from any liability for damages arising out of any reliance in part or in full upon any of the information for any purpose.